

**M**ath

**Fourth Grade Math**



## **Welcome to Fourth Grade Math!**

Everything that I send you will be orange.

When you see the logo above you know that is where you will find your work!

On my website you will see the logo, click on it to see what I want to you look at!

Easy huh?



**I am assigning the task of learning how to use the Connected math tools today.**

**Many of you have already done this so... easy!**

**My favorite rule this year:  
Never allow yourself to get to frustration!**

**Text or call -me instead**

**856-857-7707**

**MRS. CRONIN**



Make sure that you have your  
WTPS login information.

You should be using your student email and  
your lunch number for your username and password.

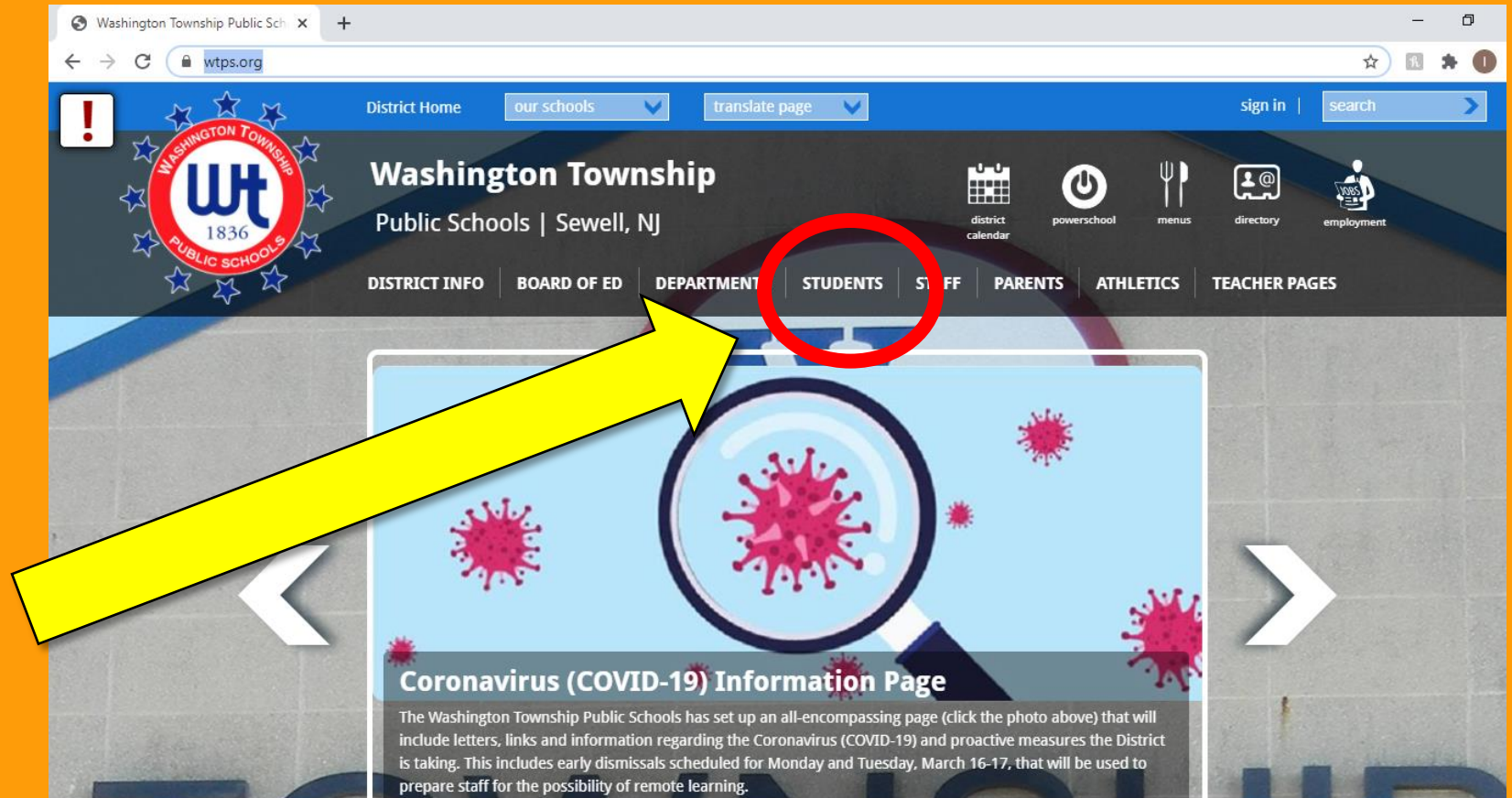
Some of our applications will call your password  
a pin - it is still your lunch number.

If you don't know it – text or call me! **856-857-7707**



# Go to [wtps.org](https://wtps.org)

Click on students  
drag to the second word and click on ClassLinks.

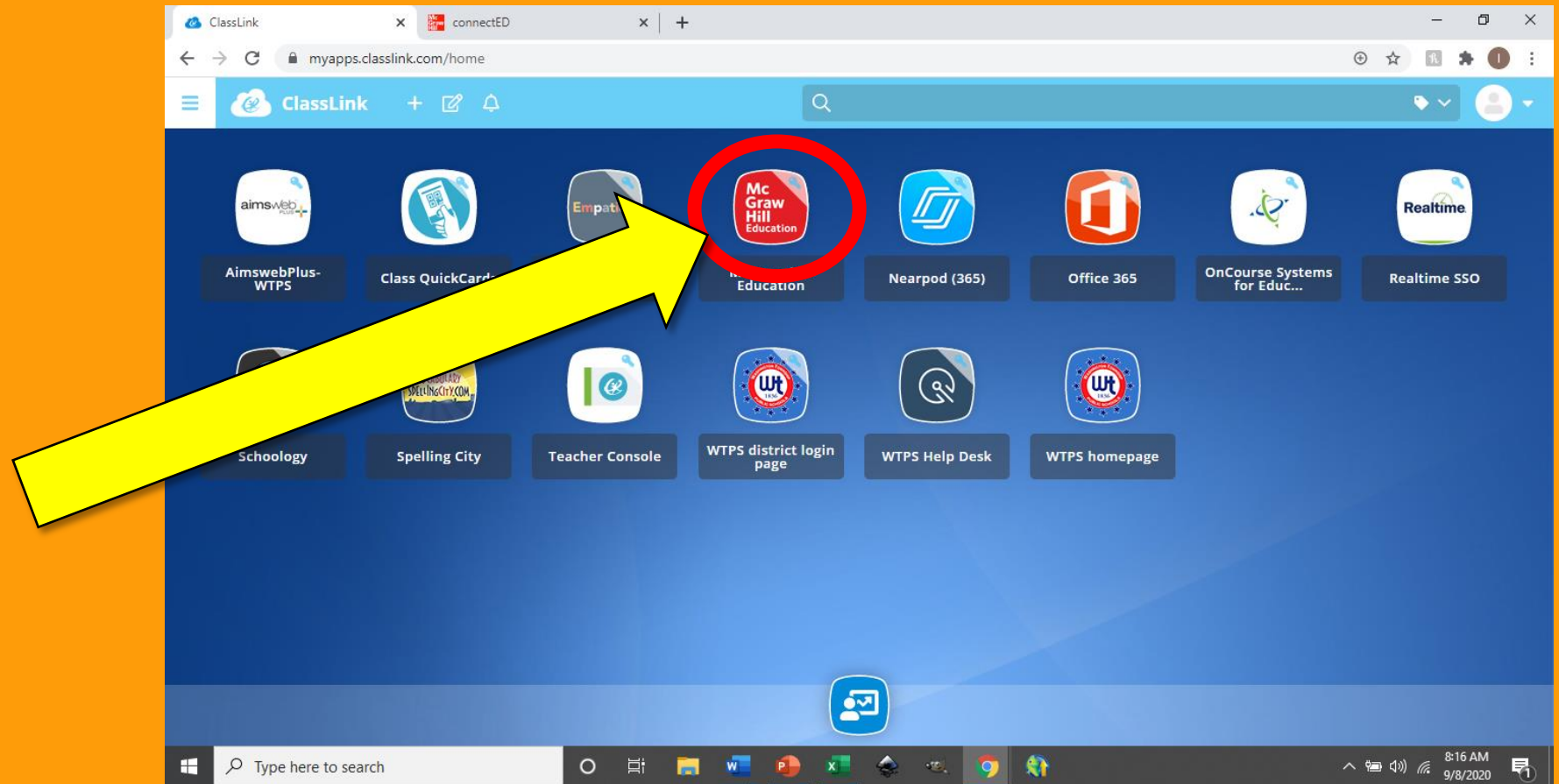


<https://myapps.classlink.com/home>



# Click on McGraw Hill Education

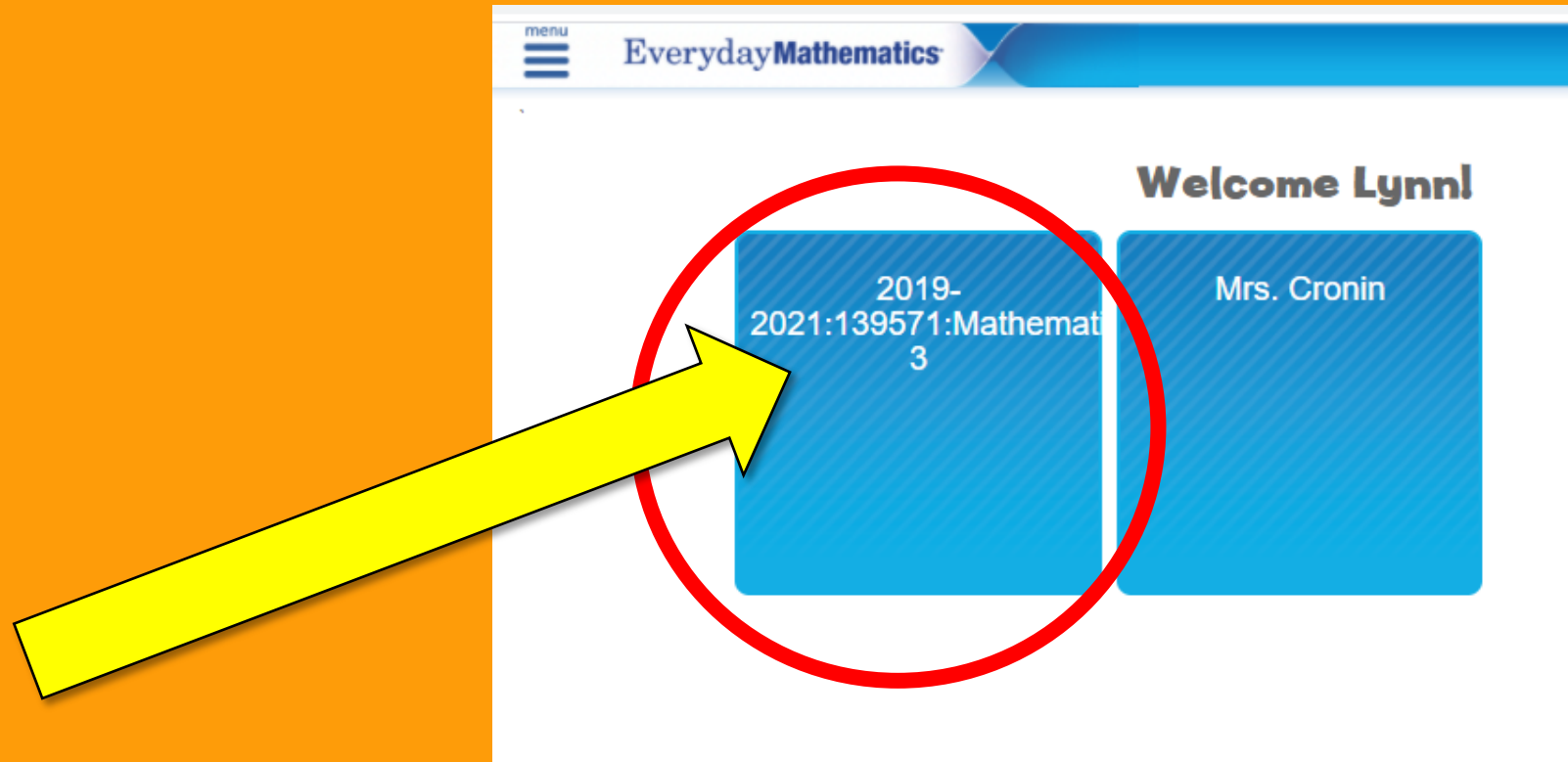
And log in to the program as instructed.





**Click on the first blue block  
that you see**

Mine looks like this





# Your page should look like this

Click on Lesson 0-0

A screenshot of the EverydayMathematics website interface. The page has a blue header with the 'EverydayMathematics' logo and a 'menu' icon. Below the header, it says 'Welcome, Lynn!' and 'Tuesday, September 8, 2020'. The main content area features a large blue button labeled 'Go to Lesson 0-0' which is circled in red. To the right of this button are two smaller buttons: 'My eBooks' (blue with an open book icon) and 'eToolkit' (green with geometric shapes). At the bottom, there is a row of six navigation buttons: 'Geometer's Sketchpad Activities' (purple with a grid icon), 'Tutorial Videos' (orange with a play button icon), 'EM Games Online' (blue with a 2x2 grid icon), 'Favorites' (yellow with a heart icon), 'Assignments' (red with a checklist icon), and 'EM at Home' (brown with a house icon). A yellow arrow points from the bottom left towards the 'Lesson 0-0' button. At the very bottom, there is a footer with links for 'Legal', 'Privacy and Cookie Notice', 'Technical Support', 'Minimum Requirements', and 'Help', along with a copyright notice for McGraw-Hill Education.





Click on the box with the magnifying glass on it.

**Lesson 0-0**  
Introducing *Everyday Mathematics*® Digital

<p>1</p>  <p>Lesson Activities: Using Tools</p>	<p>2</p>  <p>Lesson Activity Practice</p>
--	--





**There are 6 pages in this section for you to complete.**

Follow the instructions and also look around to see what you can find!

I will explain the basic tools on the next several pages if you want to read my explanations.

**Remember!**

Never allow yourself to become frustrated!

Shoot me a text or give me a call!

**856-857-7707**



# The Toolbar

Don't forget to save your work!



**Save** the most important button!  
Don't forget to save your  
work so I can look at it!



# The Toolbar

Don't forget to save your work!



**Clear** Did you mess the whole thing up?  
Did you start goofing around and  
drawing happy faces?  
You can clear the whole page  
with this button,  
But I like happy faces!



# The Toolbar

Don't forget to save your work!




**Pencil** You have to click on this image at the bottom of the page to use it.

If you double click it, you get the eraser. Try using the eraser as a colored pencil!



# The Toolbar

Don't forget to save your work!



**Text** Type by clicking on this button  
Double click the icon to get size  
and color options as well as a  
hand to move things around