



# Classwork 6-18-2020

Let's finish this year with some fun!



**Good Morning from Mrs. Cronin**

**Lesson Plans:** 6/18/2020

**Where To Find Your Work:** <https://lynncronin.weebly.com>

**Learning Objectives:** Let's finish the year with some fun! I will teach you how to make bubble juice and see how many cool bubbles you can create.

**Learning Activities:** PowerPoint presentation.

**How I will see/check your work:** please email me to tell me how it went!

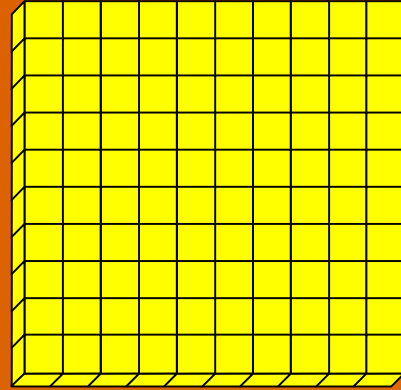
**How We Communicate:** [lcronin@wtps.org](mailto:lcronin@wtps.org) or 856-857-7707

Good Morning! Today is...

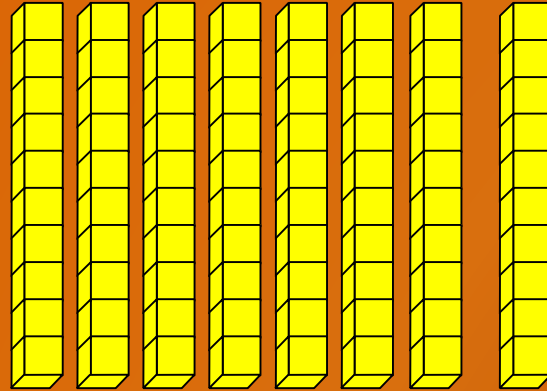


June						
Sunday	Monday	Tuesday	Wednesday	Thursday	Friday	Saturday
	1	2	3	4	5	6
7	8	9	10	11	12	13
14	15	16	17	18	19	20
21	22	23	24	25	26	27
28	29	30				

# Today we have been in school for 180 days!



1



8

0



Please recount the blocks and the coins!

Today is our last day!!

Yippee!

Let's make some bubble  
juice to celebrate with!



Add just a couple drips  
of dishwashing liquid into  
a cup with water in it.

That's all you need  
to make the bubble juice!

I had to add more than  
a few drips to the water  
to make it work well.




**After you mix up the fluid,  
Go Outside!!!**

**Do NOT blow bubbles  
in the house!**

**It will make a slippery  
mess!!!**



I use pipe cleaners to make the bubble wands, but if you don't have any pipe cleaners, my son says that his hands worked well too.





**He found that it worked best with two hands together like this.**



**But it also worked with a circle of fingers like this**



**Either way, dip the top of your hand in the liquid and have some messy fun!!**

I have loved hanging out  
with you this year!

I can't wait to see you  
in September!

