



Classwork 6-18-2020

Let's finish this year with some fun!



Good Morning from Mrs. Cronin

Lesson Plans: 6/18/2020

Where To Find Your Work: <https://lynncronin.weebly.com/first-grade-math.html>

Learning Objectives: Let's finish the year with some fun! I will teach you how to make bubble juice and see how many cool bubbles you can create.

Learning Activities: PowerPoint presentation and flashcards.

How I will see/check your work: please email me to tell me how it went!

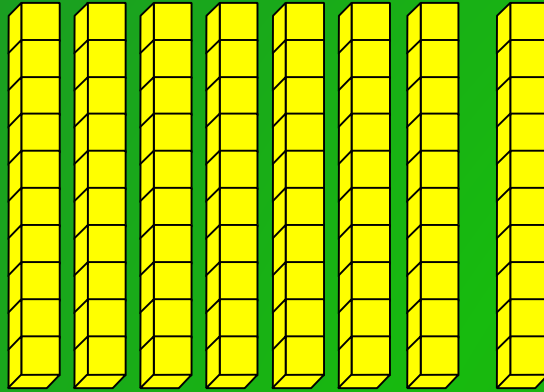
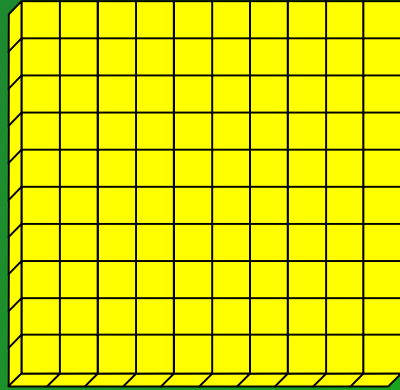
How We Communicate: lcronin@wtps.org or 856-857-7707

MA.1.OA.A.2, MA.1.OA.C, MA.1.OA.D.7, MA.1.NBT.B.2, MA.1.NBT.B.2b, MA.1.NBT.C -3, MA.1.G.A.2 , MA.1.G.A.3

Good Morning! Today is...

| June | | | | | | |
|--------|--------|---------|-----------|----------|--------|----------|
| Sunday | Monday | Tuesday | Wednesday | Thursday | Friday | Saturday |
| | 1 | 2 | 3 | 4 | 5 | 6 |
| 7 | 8 | 9 | 10 | 11 | 12 | 13 |
| 14 | 15 | 16 | 17 | 18 | 19 | 20 |
| 21 | 22 | 23 | 24 | 25 | 26 | 27 |
| 28 | 29 | 30 | | | | |

Today we have been in school for 180 days!



1

8

0



Please
recount the
blocks and
the coins!

Today is our last day!!

Yippee!

Let's make some bubble
juice to celebrate with!



Add just a couple drips
of dishwashing liquid into
a cup with water in it.

That's all you need
to make the bubble juice!

I had to add more than
a few drips to the water
to make it work well.




**After you mix up the fluid,
Go Outside!!!**

**Do NOT blow bubbles
in the house!**

**It will make a slippery
mess!!!**



I use pipe cleaners to make the bubble wands, but if you don't have any pipe cleaners, my son says that his hands worked well too.



He found that it worked best with two hands together like this.



But it also worked with a circle of fingers like this



Either way, dip the top of your hand in the liquid and have some messy fun!!

I have loved hanging out
with you this year!

I can't wait to see
you in September!

